

## Growing WILD Series


### What is WILD?

<b>Name of Steam Activities</b>	<b>Materials for STEAM Activities</b>
<b>Activity #1</b> <b>Domestic and Wild Animals</b>	<p>What is a wild animal--name some wild animals</p> <p>What is a domestic animal--name some domestic animals</p> <p>What is their habitat?</p> <p>What areas in our state, our area where we live we see wild animals?</p> <p>Are all animals in a zoo wild?</p> <p>*show both type animals</p>
<b>Activity #2</b> <b>Other animals that are considered wild.</b>	<p>Wild animals don't have to be animals.</p> <p>What about insects, spiders, birds, reptiles, and fish? They may look docile but can do things to protect themselves. We should not take them from their habitat.</p> <p>Show the ESA insects</p>
<b>Activity #3</b> <b>Wild animals in our backyard</b> <b>Animals as Engineers</b>	<p>Spiders--build a web glue plastic lid</p> <p>Birds--build a nest sticks yarn shredded paper glue balloon</p>

<b>Name of Steam Activities</b>	<b>Materials for STEAM Activities</b>
<b>Activity #4</b> <b>Create a critter</b>	egg carton cardboard tube chenille stems glue scissors markers eyes
<b>Activity #5</b> <b>Spiders--build a web</b>	<ul style="list-style-type: none"> <li>• glue</li> <li>• plastic lid/tray</li> <li>• let dry completely--this will take a few hours</li> </ul>
<b>Activity #6</b> <b>Nature Notebook</b>	Construction paper blank paper staplers pencils colored pencils crayons

## Activity # 1

### Domestic and Wild Animals



#### Instructions/Directions:

What is a wild animal?--name some wild animals

What is a domestic animal?--name some domestic animals

What is their habitat? What areas in our state, our area where we live we see wild animals?


Are all animals in a zoo wild?

\*show both type animals

1. What is a wild animal?-animals that are not tame. These animals can find their own food, water, and shelter.
2. What is a domestic animal?--animals that are tame. People need to provide their food, water, and shelter.
3. What are some habitats of wild animals? What areas in our state, our area where we live we see wild animals.
4. Are all animals in a zoo wild? Animals in the zoo are still considered wild. Some zoos have a petting zoo, these animals are tame. But these animals will do something to protect themselves.

## Activity # 2

Other animals that are considered wild.



Wild animals don't have to be animals.


What about insects, spiders, birds, reptiles, and fish?  
They may look docile, but can do things to protect themselves.

We should not take them from their habitat.

**\*\*Show the ESA insects**

## Activity # 3

### Wild animals in our backyard



#### Instructions/Directions:

##### Birds--build a nest

- dry grass
- yarn
- shredded paper
- balloon
- glue

1. Blow up the balloon and tie a knot.
2. On the bottom of the balloon place glue
3. Place the shredded paper then add glue on top
4. Same with the yarn, dry grass
5. Make sure that all items are glued down
6. Let dry--place balloon resting in a cup, small bowl

## Activity # 4

### Create a Critter



#### Materials:


- egg carton--any type
- cardboard tube
- chenille stems
- glue
- scissors
- markers
- eyes
- pom poms

Create a new critter--decide  
how many legs  
how many eyes  
antenna  
tail  
mouth  
tongue

**This is your own creation!**

## Activity # 5

### Name of STEAM Craft/Experiment




#### Spiders--build a web

- glue
- plastic lid/tray
- let dry completely--this will take a few hours

1. With the glue bottle make a small circle for the center of the web
2. Draw four lines of glue, make sure you cross the inner circle
3. Make a line pattern connecting to each line
4. Continue until you have a web
5. Let dry

# Activity # 6

## Nature Notebook



### Materials:

Construction paper  
blank paper  
staplers

pencils  
colored pencils  
crayons

### Instructions:

1. Fold a sheet of construction paper in half
2. Fold three sheets of paper in half
3. Place the folded paper inside the construction paper
4. Staple on the fold
5. Write at the top My Nature Notebook
6. At the bottom write your name
7. Draw any animal for the cover
8. As you take a walk, look in your backyard, or your own pet
9. Make a drawing of a wild or domestic animal. Write down where you saw it, its habitat, and any other observations.